

Transporting Students to and from School





HAMILTON-WENTWORTH
DISTRICT SCHOOL BOARD

Student Code of Conduct on School-Related Vehicles












General

1. Obey the instructions and rules of the vehicle driver; cooperate with the driver, student patrollers, assistants and other students;
 2. Show respect for the rights of others and for property; **bullying will not be tolerated.**
 3. Use the garbage can on the vehicle for litter or take unwanted items home.
 4. You are responsible for any damage you do to vehicles or property.
 5. Discuss problems you have traveling to and from school with a trusted adult (for example: parent, guardian, teacher, principal, vehicle driver, Crime Stoppers).
 6. Never cross or play behind a vehicle.
-

Danger Zone









1. Respect the **Danger Zone** around the school bus.
 2. The “10 Giant Step” rule is a good measurement to identify the **Danger Zone** around the school bus, particularly when crossing in front of the school bus.
 3. If you drop something in or near the **Danger Zone**:
 -  **Never** pick it up;
 -  Tell the driver or other adult.
-

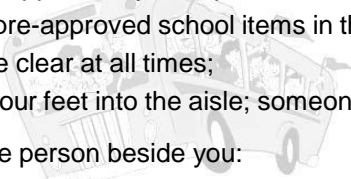
The Pick up Point

1. *If you are picked up at your house:*
 -  Be ready 5 minutes before your pick up time.
2. *If you are picked up at a location other than your house:*
 -  Be at the pick up point 5 minutes before your pick up time. Never run to or from a vehicle.
 -  Behave safely.
 -  Be respectful of the community (including people’s property).
 -  Stand well away from the edge of the road until the vehicle stops.
 -  Walk to the vehicle and board in an orderly and safe way after it has stopped completely.
3. *If you cross the street to get on a school bus:*
 -  Wait until the school bus comes to a complete stop;
 -  The stop arm must be out and the red lights on the school bus must be flashing;
 -  Watch the driver to signal you to cross; also look to your left and right for traffic yourself;
 -  Walk across the street in single file; don’t run;
 -  Walk 10 giant steps in front of the school bus.







Transporting Students to and from School

Boarding and Riding the Vehicle

1. Get on the vehicle in an orderly and safe way. Don't push or shove. If you are getting on a school bus, hold the handrail.
2. Sit down promptly. If there is a seatbelt for you,
 Fasten and adjust it properly.
 Do not unfasten the seatbelt until the vehicle comes to a complete stop at your assigned stop or school.
3. Stay seated and face forward until the vehicle comes to a complete stop at school or your drop off point after school. Unless the driver tells you to, do not move to another seat during the ride.
4. If you have been assigned a seat by your principal or the driver, do not move to another seat.
5. If you are on a school bus or minivan:
 Keep school supplies on your lap;
 Keep larger, pre-approved school items in the area designated by the driver;
 Keep the aisle clear at all times;
 Do not stick your feet into the aisle; someone might trip.
6. If you want, talk quietly to the person beside you:
 Avoid unnecessary talking to the driver while the vehicle is moving;
 Keep the volume low on personal music players.
7. Do not yell out the windows or to others on the vehicle.
8. Do not use abusive language, swear, fight or do anything else that might distract the driver or endanger the safety of yourself or others.
9. Do not eat, drink or smoke.
10. Keep your arms, legs, head and objects inside the vehicle.
11. Don't throw anything out the windows or around in the vehicle.
12. Do not touch or activate any emergency equipment or devices unless required.
13. Keep all sharp objects stored away to avoid possible injuries. This includes pens and pencils.



Leaving the Vehicle

1. Gather your belongings and be ready to get off at your assigned stop.
2. Leave in an orderly and safe way; if on a school bus:
 Hold the handrail;
 Take two large steps away from the school bus.
3. To cross the street in front of a school bus:
 Walk ahead of the school bus at least 10 giant steps;
 The stop arm must be out and the red lights on the school bus must be flashing;
 Watch the driver; he/she will signal you to cross; also look to your left and right for traffic yourself;
 Walk across the street in single file; don't run.

